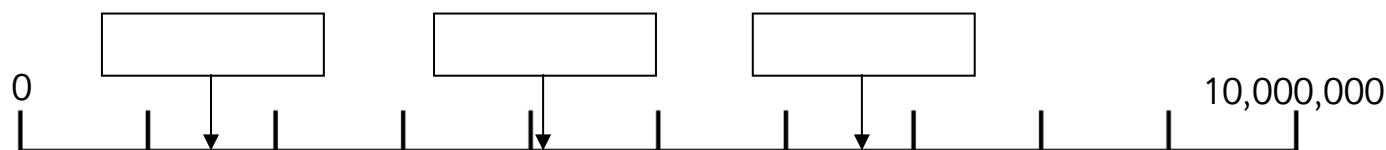


Guided Learning Task 1 (Draw an arrow to show where each number is on the line.)

- a) 2,000,000 b) 5,500,000 c) 7,899,800



d) Estimate the numbers shown by the arrows.

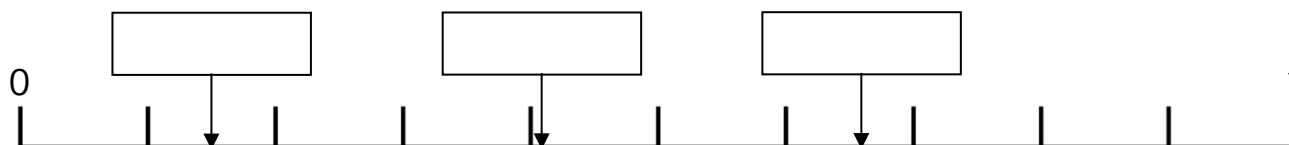


Guided Learning Task 2 (Draw an arrow to show where each number is on the line.)

- e) 0.4 f) 0.65 g) 0.83



h) Estimate the numbers shown by the arrows.

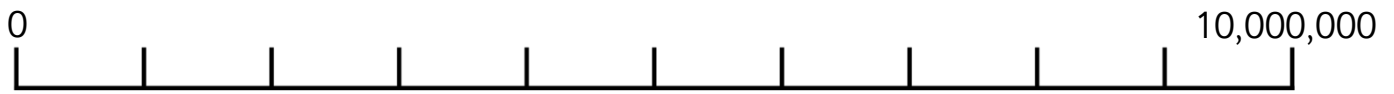


i) What do you notice about the answers in Guided Task 1 question d and Guided Task 2 question h?

Independent Learning Tasks

Draw an arrow to show where each number is on the line.

j) 750,000 k) 2,250,000 l) 8,010,320

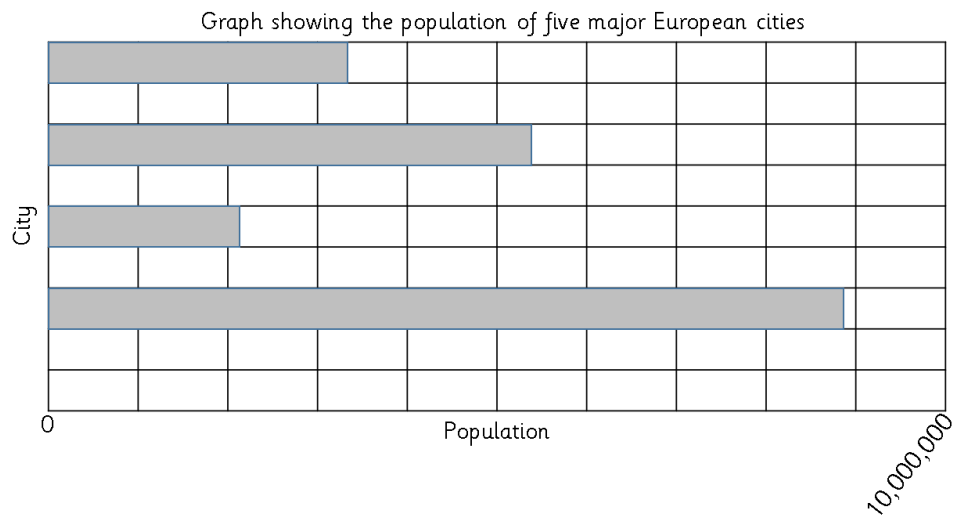


m) Estimate the numbers shown by the arrows.



Here are the populations of some major European cities in 2021:

London	8,799,800
Berlin	3,677,472
Paris	2,139,907
St Petersburg	5,376,672
Madrid	3,305,408



n) Label the bars on the graph with the correct city names and draw the bar for the missing city.

o) Estimate the height of each of these animals in metres, using the metre stick.

